

**How strong is AP Lift foam?
One square foot of foam can
support up to 14,000 lbs.**



The Polymer Foam Lifting Process


Step 1: Assess and Prepare Determine cause of settling, explain scope of work to the client, protect surfaces, drill holes.

Step 2: Strengthen and Lift Inject enough foam to stabilize soil, then inject in short bursts to achieve desired lift.

Step 3: Clean Up and Review Clean the surface and review site with client to ensure their satisfaction.

Why settle for a sinking slab? Call 954-977-2000 for a free estimate!

Why Does Concrete Settle?



✔ Erosion

Poor drainage, improperly placed downspouts, leaking drain pipes, and broken water lines are common culprits.

✔ Poor Compaction

When backfilling on a jobsite, the contractor is supposed to compact the backfill by driving over it with heavy equipment. However, this isn't always done properly for one reason or another.

✔ Biological Decay

Construction trash pits, buried trees, and other biodegradable materials all break down. Sometimes structures are built over these areas.

How Does Polymer Foam Help?



✔ Lifts Slab Back to Level Height

AP Lift foam allows contractors to raise slabs to within 1/8" of the desired height.

✔ Reinforcing Eroded Areas

Polymer foam reacts with water to cure into a solid mass and reverse the erosion process.


✔ Compacting Soil

AP Lift foam injection compacts loose soil to create a strong substrate.

✔ Filling Voids Caused by Decay

Polymer foam fills voids before it cures, making it a great solution for instances of biological decay.

What Are the Results?



✔ Use of Slab the Same Day as Repair

AP Lift foam cures to 90% full strength in 15 minutes. In most cases the site is ready for traffic right after clean up.

✔ Support for Up to 14,000 lbs/Sq. Ft.

The AP Lift series of polymer foams support a range of 7,200 - 14,000 pounds per square foot.

✔ Lift and/or Stabilization Lasting Decades

Alchemy Polymers structural foams are stronger than crystalline bedrock.

You Have Options

✔ **Do Nothing**

The problem will grow and the longer you wait, the more expensive the repair.

✔ **Replace**

The process will take several days, is often messy, and is typically more expensive.

✔ **Lift with Cement Grout**

This procedure (known as “mudjacking”) requires heavy equipment, large drill holes and the use of weighty cement grout which may sink over time.


✔ **Lift with Polymer Foam**

This procedure uses light equipment and material, small drill holes and makes less of a mess.


Driveways



Pool Decks



Warehouses



Commercial



Any Concrete Slab

We will evaluate any concrete slab that is settled, cracked or undermined by voids and loose soil.

POWERED BY
ALCHEMY Spetec

FLORIDA FOUNDATION SYSTEMS



📍 2030 NW 22nd Court,
Pompano Beach, FL 33069

☎ 954-977-2000

✉ info@floridafoundationssys.com

🌐 www.floridafoundationssys.com



*Quality and Service
you can build on*

AP Lift Foam vs Cement Grout

Facts	AP Lift Foam	Cement Grout
Unit Weight	3 to 10 lbs/cubic foot	150 lbs/cubic foot
Set Time	15 Minutes	Hours to Days
Drill Hole	3/8"	1.5" to 2" or More
Shrinkage	None	Yes
Equipment	One vehicle for materials and equipment.	Multiple trucks and heavy machinery.
Temperature	Can be installed in any climate.	Limited use below 32° F.

100% Focus on Customer Satisfaction

Our objective is to minimize your downtime while ensuring a long term solution for your concrete slab. We are determined to create a customer experience worthy of referral.



**POLYURETHANE
SLAB RAISING, STABILIZATION
AND VOID FILLING**

954-977-2000

www.floridafoundationssys.com